



# CEDS

2012

## Comprehensive Economic Development Strategy





# CEDS 2012



## Executive Director's Report


Vision and Mission of CVDA

Organization and Brief History of CVDA

Current Board

Staff

Membership





# CEDS 2012



## Project Manager's Report

CEDS goals  
Proposed Timelines  
Scope of Work/Process  
Budget



### CEDS COMMITTEE

*oversees the strategic planning process;  
represents the main economic interests of  
the region*




# CEDS 2012



## CEDS GOAL:

- sustainable economic development
- job opportunities
- effective transportation systems
- to enhance and protect the environment
- to balance resource use through sound management of development

\*CEDS helps make organizations in the region eligible for funds under the US Economic Development Administration (EDA) such as EDA public works, economic adjustment and planning programs





# CEDS 2012



## CEDS PROCESS/Scope Of Work:

### Preparation

- Gather data and resources
- Interview key organizations/businesses

### Strategic Planning

- Community Assessments
- Develop vision statement, goals, objectives
- Select strategies

### Implementation

- Develop implementation plan and timeline
- Establish project proposals and advocate for funding

*\*community-based planning process*





# CEDS 2012



## Proposed Timelines:

<b>Sep-2011</b>	Prepare Scope Of Work
<b>Oct-2011</b>	Timelines, budget, data collection, nominate committee, agendas, Progress Report
<b>Nov-2011</b>	1 <sup>st</sup> committee meeting (17 <sup>th</sup> ), ASAP payment \$14K, develop survey, develop community outreach material, Progress Report
<b>Dec-2011</b>	Advertize community meetings, community outreach, Organization/Business interviews, Progress Report
<b>Jan-2012</b>	2 <sup>nd</sup> committee meeting, Sub Regional Meetings (one a week), Progress Report
<b>Feb-2012</b>	ASAP payment \$14K , Sub Regional Meetings (one a week), Progress Report
<b>Mar-2012</b>	Sub Regional Meetings (one a week), Midpoint Program Report, Financial Report SF425,
<b>Apr-2012</b>	Sub Regional Meetings (last 2), Consolidate meeting results, 3 <sup>rd</sup> committee meeting, Advertize Regional meeting, Progress Report
<b>May-2012</b>	ASAP Payment \$14K, Regional meeting 4-6 <sup>th</sup> , Progress Report
<b>Jun-2012</b>	CEDS Report Submission to EDA, Progress Report
<b>Jul-2012</b>	Distribution of CEDS Report ,CEDS Plan of Action & Performance Measures Report, Progress Report
<b>Aug-2012</b>	ASAP Payment \$14K, Final Progress Report, Financial Report SF425



# CEDS 2012



Budget:

Object Class Category	Item	Total EDA Budget	50% MATCH	SUBTOTALS	Expenditures to Date- Match	Expenditures to Date- EDA
<b>PERSONNEL</b>	CVDA Exec Dir	\$10,000.00		\$10,000.00		
	RC&D Coord	\$0.00	\$8,400.00	\$8,400.00		
	CVDA Exec Assist	\$24,000.00		\$24,000.00		\$3220.00
	CEDS Board	\$0.00	\$8,000.00	\$8,000.00	\$700.00	
	<b>PERSONNEL</b>					
<b>BENEFITS</b>	Exec Dir-20%	\$2,000.00		\$2,000.00		
	Exec Assist- 20%	\$4,800.00		\$4,800.00		
	<b>BENEFITS</b>					
<b>TRAVEL</b>	In-Region Travel	\$1,500.00	\$1600.00	\$3100.00		
	<b>TRAVEL</b>					
<b>EQUIPMENT</b>	NONE					
<b>SUPPLIES</b>	Printing 150 copies	\$1,620.00	\$125.00	\$1,745.00		
	Copier 150 copies	\$0.00	\$450.00	\$450.00		
	Binding	\$150.00		\$150.00		
	<b>SUPPLIES</b>					
<b>CONTRACTUAL</b>	Accounting-Contractual	\$3,600.00	\$3600.00	\$7200.00		
	Web Updating-Contractual	\$2,850.00	\$500.00	\$3,350.00		\$75.00
	Web Maintenance	\$0.00	\$450.00	\$450.00		
	<b>CONTRACTUAL</b>					
<b>OTHER</b>	Publicity-Newspaper	\$1,800.00		\$1,800.00		
	Publicity-Radio	\$540.00		\$540.00		
	Phone-Internet	\$630.00	1500.00	\$2130.00	\$262.09	\$162.08
	Postage	\$450.00	\$350.00	\$800.00	\$10.10	
	Essential Meeting costs	\$2,100.00	\$750.00	\$2,850.00	\$600.00	
	Rent	\$0.00	\$2,250.00	\$2,250.00	\$250.00	
	<b>OTHER</b>					
<b>TOTAL DIRECT</b>		\$56,040.00	\$27,975.00			
<b>INDIRECT</b>	<b>NONE</b>	\$0.00	\$0.00	\$0.00		
<b>TOTAL</b>				\$84,015.00	\$1822.19	\$3457.08



# CEDS 2012



- Approval for the Scope of Work
- Approval for the timelines proposed
- Approval for the survey/community outreach material proposed





# CEDS 2012



## Census Data 2010 2005-2009 American Community Survey

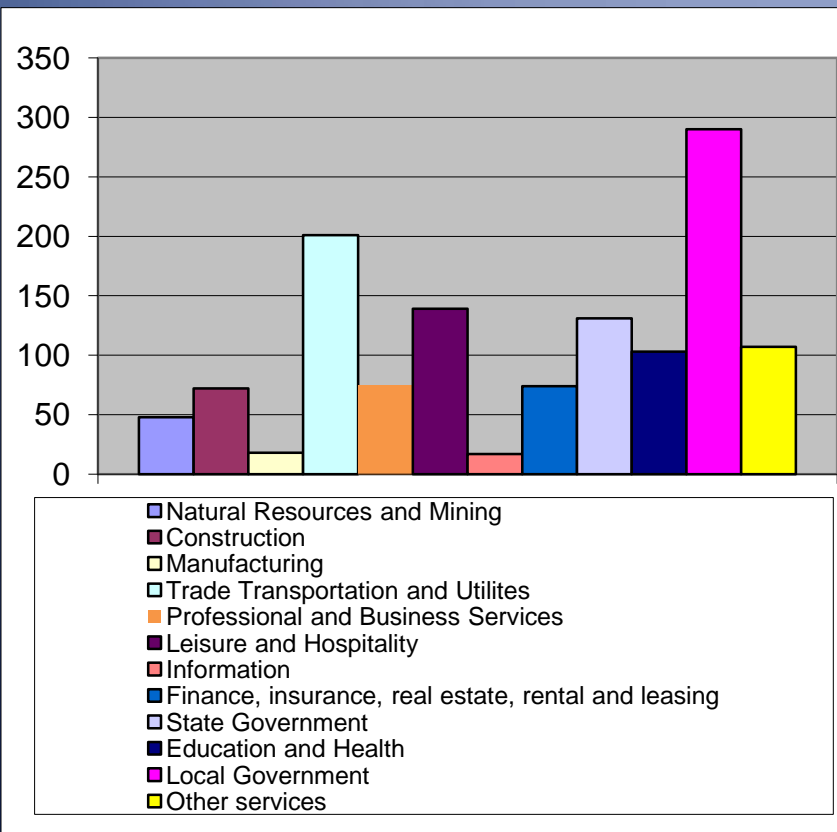
COMMUNITY	POPULATION	UNEMPLOYED	INCOME PER CAP	OWN HSG	RENT HSG	% WITHIN POVERTY LEVEL (2010)	% WITHIN POVERTY LEVEL (2000)
Chistochina	93	14%	\$ 25,371.00	27	9	5.30	28.60
Chitina	126	19%	\$ 16,803.00	27	25	24.10	12.70
Copper Center	328	16%	\$ 21,010.00	77	46	25.40	18.80
Copperville	140	10%				not avail	7.10
Gakona	218	15%	\$ 28,206.00	65	21	2.80	10.80
Glennallen	483	0%	\$ 22,799.00	104	99	0.50	8.00
Gulkana	119	0%	\$ 11,298.00	20	16	22.00	40.70
Kenny Lake	355	17%	\$ 29,413.00	105	40	not avail	25.90
McCarthy	28	0%	\$ 22,298.89	19	1	not avail	15.20
Mendeltna	39	Not avail	\$ 27,016.90	15	4	not avail	0.00
Mentasta Lake	112	34%	\$ 9,457.00	24	22	38.20	35.70
Nelchina	59	0%	\$ 12,694.31	25	5	not avail	17.80
Paxson	40	Not avail	not avail			not avail	0.00
Silver Springs	114	6%	\$ 44,043.00	36	8	not avail	7.40
Slana	147	26%	\$ 18,106.00	66	11	48.40	23.50
Tazlina	297	%	\$ 29,050.00	79	32	10.40	8.10
Tolsona	30	Not avail	\$ 12,639.67	10	8	not avail	0.00
Tonsina	78	0%	\$ 25,199.00	33	6	19.20	6.70
Willow Creek	191	69%	\$ 8,962.00	80	12	37.20	6.90
	2997	15% aver	\$ 21,433.34	812	365		
2000 Census	3120		\$16,499.04	849	335		



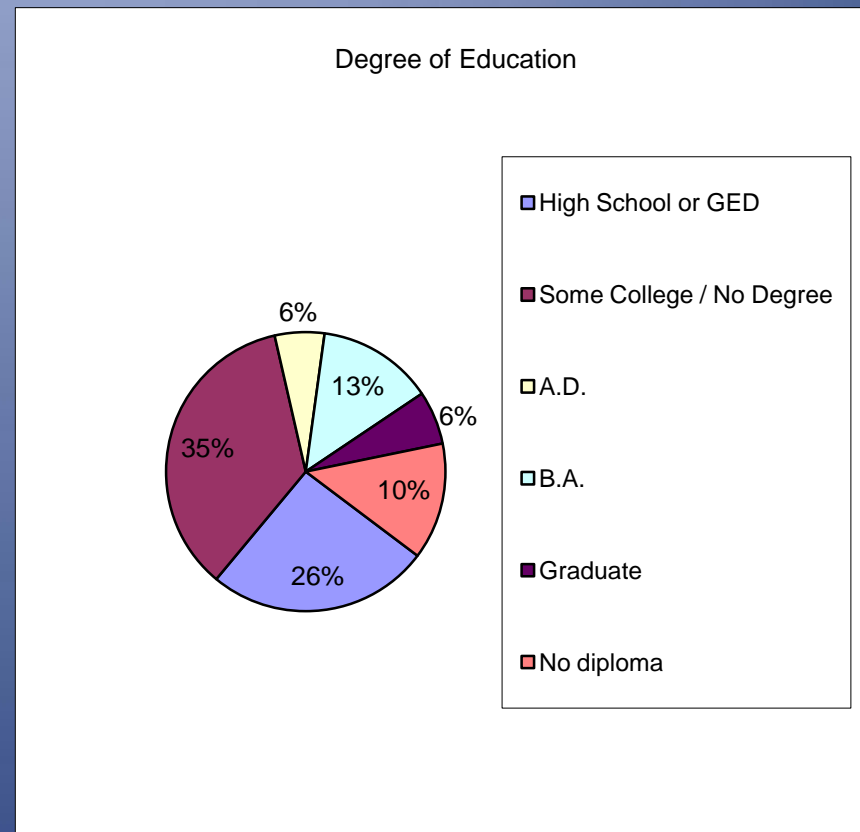
# CEDS 2012



## Employment by Industry in the Copper Valley- Census 2010



## Education Level of the Copper Valley Population- Census 2010





# CEDS 2012

